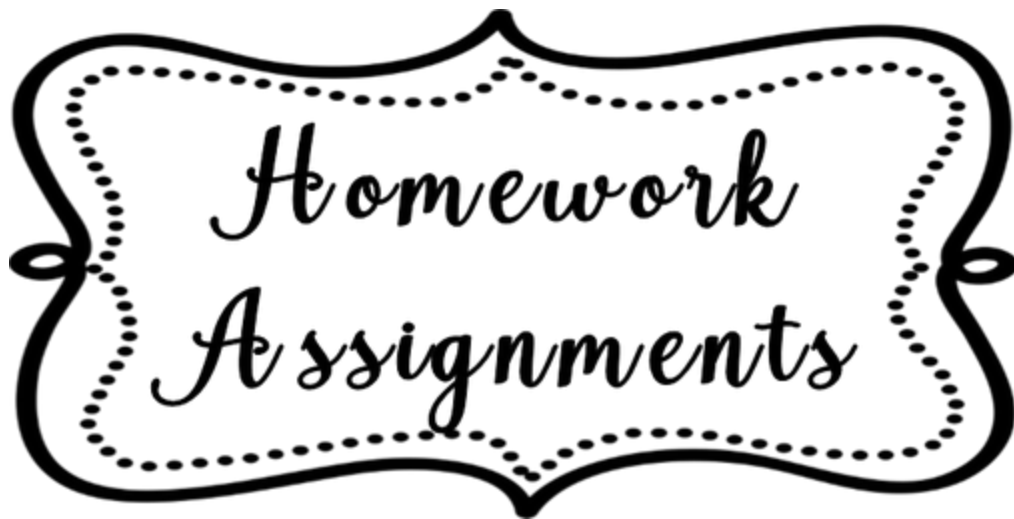


AL-BARAKAH

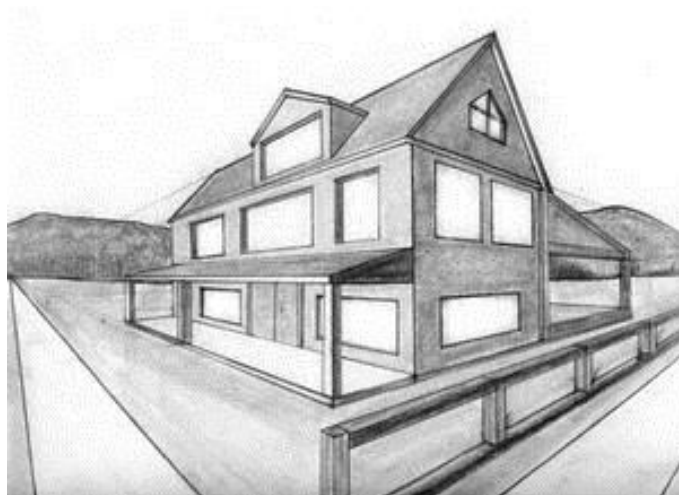
COMPREHENSIVE EDUCATIONAL SYSTEM



Class 1 (Reg)



(1-04-2020 to 07-04-2020)



Instruction Page

Dear Parent

“Health and Sickness is from Allah. So we should believe on Allah.”

It is indeed important for children to **offer prayer timely**, follow a healthy routine of taking nutritious food, regular sleep and physical exercise. Avoid junk food and cold drinks.

In the view of critical situation of corona virus, it is advised to keep all students at home. As Al-Barakah School cares for holistic development of our students, we want to keep them safe and healthy while academically engaged. Keeping this in mind, we have developed a separate copylet **“Home Assignment”** to keep them busy at home by utilizing time effectively.

The tasks have been selected according to ability of students, but **they will certainly need your supervision and guidance. But most of it can be easily done by the students themselves. Your encouragement is required to enable students to read their separate copys and attempt the given tasks by them. Making mistakes is also the part of learning.**

In this situation there are two main issues for school as well as for parents: one is to cover the syllabus another one is to engage our students. This is also a golden opportunity to overcome weakness like poor handwriting, spelling or mathematical & science concepts.

The submission date of this assignment is 08-April-2020 (Wednesday).

On the submission of this assignment, you will be given a test relating to the course covered during the week. Parents will take that test at home.

We will also take a short viva of students to check the performance.

May Allah keep us all in His hifz o Amaan.

Thanks and best regards

HOME ASSIGNMENT PLAN

STUDENT NAME: _____

DATE / DAY	TOPIC DETAIL	INSTRUCTION
01-April-2020 (Wednesday)	English A: Unit 2 Q/A (b) Page 12,13,14 Complete on separate copy Maths: Page 16,17,18 on separate copy Urdu A: Chapter 1 Reading (Page No 6) + Dic /w + W/M (Learn an write) Science: Lesson # 1, Q/A + Page No 7 Tasks (Learn an write)	Parents Should take test of each subject on test copy
02-April-2020 (Thursday)	English A: Unit 3 Reading Page 15,16 Complete on separate copy Maths: Page 19,20,21 on separate copy Urdu A: Chapter 1 W/S (Learn an write) Science: Lesson # 2, Page No 9,10,12 on separate copy	Parents Should take test of each subject on test copy
03-April-2020 (Friday)	English A: Unit 3, Page 17,18 Complete on separate copy Maths: Page 22,23,24 on separate copy Urdu A on separate copy Science: Lesson # 2, Page No 13 Q/A on separate copy	Parents Should take test of each subject on test copy
04-April-2020 (Saturday)	English B: Essay: My Self (Learn an write) Maths: Page 25,27,28 on separate copy Urdu B: واحد جمع H.W on copy Science: Lesson 2, Q/A 3,4 on separate copy	Parents Should take test of each subject on test copy
05-April-2020 (Sunday)	Islamiyat: Lesson # 1 page no 4 Q/A on copy Maths: Page 29,30 on separate copy Urdu B: مذکر مونث H.W on copy Science: Lesson # 2, Q/A 5,6 on separate copy	Parents Should take test of each subject on test copy
06-April-2020 (Monday)	English A: Unit 4 Page 19 Reading Maths: Page 31,32 on separate copy Islamiyat: Lesson # 2, page 5 Reading + page 6 on separate copy S.st: Lesson # 2, Reading + Ex on separate copy	Parents Should take test of each subject on test copy
07-April-2020 (Monday)	English A: Unit 4 Page 20,21 on separate copy Maths: Page 33,34,35,36 on separate copy Islamiyat: Lesson # 3 page 7,8 on separate copy Computer: Page 12 to 18 reading + activity + separate copy work	Parent are requested to take test through worksheet given
08-April-2020 (Monday)	Submission	

Solution

Subject: S.St

Lesson # 2 My Clothes

DAY 1:

READING:

1. These are clothes.
2. These are summer clothes.
3. When it is hot we wear light clothes.
4. These are winter clothes.
5. When it is cold we wear warm clothes.

DAY : 2 Work Book

Fill in their names.

Shorts,	vest ,	frock ,	skirt ,
shirt,	cap	coat	socks
jacket	trousers		

Solution

Subject: urdu A

باب: اول

حمد

الما: تتلی پھول زمین اشارہ چاند

الفاظ / معانی: (شمار: گنتی کرنا) (جگ: چمکنا) (پیار: محبت) (نظارہ: دیکھنا)

جملے: (پھول: باغ میں پھول ہیں۔) (زمین: زمین گول ہے۔) (چاند: چاند رات کو نکلتا ہے۔) (اللہ: اللہ ایک ہے۔)

لفظ بنائیں: (پھ + و + ل --- پھول) (بھ + ر + ا --- بھرا) (ز + م + ی + ن --- زمین) (ج + گ + ن + و --- جگنو) (پ + ی + ا + ر --- پیار)

(س + ت + ا + ر + ع --- ستارے) (ن + ظ + ا + ر + ہ --- نظارہ) (ت + ت + ل + ی --- تتلی) (ت + م + ہ + ا + ر + ع --- تمھارے) (ا + ش + ا + ر + ہ --- اشارہ)

آپس میں ملائیں --- (جگ --- گ) (ہر --- پر) (اشارہ --- نظارہ) (پیارے --- ستارے)

سوال و جواب: (سب سے بڑا کون ہے؟ سب سے بڑا اللہ ہے۔) (یہ دنیا کس نے بنائی ہے؟ یہ دنیا اللہ نے بنائی ہے۔)

لفظ بنائیں (Page 68)

پھ = ل + و +

بھ = ا + ر +

زمین = ن + م + ی +

جگنو = ج + گ + ن + و

پیار = پ + ی + ا + ر

Solution

Subject: urdu B

سوال: ان الفاظ کے حروف طبعہ و طبعہ لکھیں۔

نن = ن - ن - ا - ن

بش = ب - ش - ل - ل

لم = ل - م - ل - م

کما = ک - م - ا - م

ڈاکٹر = ڈ - ا - ک - ر - ٹ - ر

کوٹ = ک - و - ٹ - ٹ - ن - ا

چینی = چ - ی - ی - ل - ی - ی

ا: حروف کو ملا کر لفظ بنائیں۔

ق + ط + ا + ر = قطار

س + ا + ن + پ = سانپ

و + ن + ث = ونٹا

ل + ب + ل = لبیل

ع + ب = عب

و + ر + ت = ورت

ک + ن = کن

س + ت = ست

7/3

Solution

Subject: urdu B

اسم کی قسمیں اس کے لحاظ سے

مثنوی یا تعداد کے لحاظ سے اسم کی دو قسمیں ہوتی ہیں۔

(2) جمع

(1) واحد

﴿واحد﴾ دو لفظ جو ایک چیز، ایک شخص یا ایک جگہ کے معنی دے۔ واحد کہلاتا ہے۔ مثلاً

ہست ، دروازہ ، صوبہ ، ہنگامہ وغیرہ

﴿جمع﴾ دو لفظ جو دو یا دو سے زائد چیزوں کے معنی دے۔ جمع کہلاتا ہے۔ مثلاً

ہستے ، دروازے ، صوبے ، جنگ وغیرہ

درج ذیل واحد جمع غور سے پڑھیں اور زبانی یاد کریں۔

واحد	جمع		واحد	جمع
۱	بکرا	۱۱	جوٹا	جوتے
۲	بچہ	۱۲	کھانا	کھانے
۳	دروازہ	۱۳	چٹا	چٹے
۴	پتھر	۱۴	کیلا	کیلے
۵	پودا	۱۵	کلمہ	کلمے
۶	طوطا	۱۶	کھانا	کھانے
۷	لڑکا	۱۷	دست	دستے
۸	انڈہ	۱۸	صوبہ	صوبے
۹	راستہ	۱۹	کھوڑا	کھوڑے
۱۰	دانتہ	۲۰	مرغا	مرغے

Solution

Subject: urdu B

اسم کی قسمیں (جنس کے لحاظ سے)

جنس کے لحاظ سے اسم کی دو قسمیں ہوتی ہیں۔

(1) مذکر (2) مؤنث

﴿مذکر﴾ وہ اسم جو کسی ”تر“ کے لیے بولا جائے۔ مذکر کہلاتا ہے۔ مثلاً

باپ ، چچا ، تایا ، ماما ، وغیرہ

﴿مؤنث﴾ وہ لفظ جو ”مادہ“ اسم کیلئے استعمال ہو، مؤنث کہلاتا ہے۔ مثلاً

ماں ، چچی ، تائی ، مانی ، وغیرہ

درج ذیل مذکر / مؤنث غور سے پڑھیں اور ڈیانی یاد کریں۔

مؤنث	مذکر		مؤنث	مذکر	
والدہ	والد	۱۱	امی	ابو	۱
پوتی	پوتا	۱۲	دادی	دادا	۲
نواسی	نواسا	۱۳	نانی	ٹاٹا	۳
سالی	سالا	۱۴	بہن	بھائی	۴
بھینچی	بھتیجا	۱۵	مرانی	ماسوں	۵
بھانجی	بھانجا	۱۶	ٹائی	ٹایا	۶
بیوی	سایا	۱۷	چچی	چچا	۷
دیورانی	دیور	۱۸	پھوپھی	پھوپھا	۸
لوکی	لوکا	۱۹	خالہ	خالو	۹
عورت	مرد	۲۰	بچی	بچہ	۱۰

Solution

Subject: Islamiyat

سبق نمبر 1

عنوان: اللہ ایک ہے

وضاحت: خالی جگہ

دیئے گئے الفاظ کی مدد سے خالی جگہ پُر کریں۔

پیدا رب بڑا ایک پیار

۱۔ اللہ ایک ہے۔

۲۔ اللہ سب سے بڑا ہے۔

۳۔ اللہ نے ہمیں پیدا کیا ہے۔

۴۔ اللہ ہمارا رب ہے۔

۵۔ اللہ ہم سے بہت پیار کرتا ہے۔

عنوان: اللہ ایک ہے

سوال: سب سے بڑا کون ہے؟

جواب: سب سے بڑا اللہ ہے۔

سوال: ہمیں کس نے پیدا کیا؟

جواب: ہمیں اللہ تعالیٰ نے پیدا کیا

سوال: ہمارا رب کون ہے؟

جواب: اللہ ہمارا رب ہے

Solution

Subject: Islamiyat

سبق نمبر 2 اللہ کا شکر ہے

جائزہ:

مختصر جواب دیں

سوال: اللہ ہمیں دیکھنے کے لئے کیا دیا ہے؟

جواب: آنکھیں دی ہیں

سوال: ہمیں ہاتھ پاؤں کس نے دیے ہیں؟

جواب: ہمس ہاتھ پاؤں اللہ نے دیے ہیں۔

سبق نمبر 3 اللہ تعالیٰ کے نام (جائزہ)

سوال: اللہ تعالیٰ کے کتنے نام ہیں۔

جواب: اللہ تعالیٰ کے 99 نام ہیں۔

سوال: عربی میں اللہ تعالیٰ کے ناموں کو کیا کہتے ہیں؟

جواب: اسماء حسنی

Solution

Subject: English

Revision

سبق 2: پاکستان کے صوبے

پاکستان میرا وطن ہے۔ اسلام آباد پاکستان کا دارالحکومت ہے۔ اللہ تعالیٰ نے پاکستان کو بہت سے وسائل سے نوازا ہے۔ پاکستان کی قومی زبان اردو ہے۔ اسلام پاکستان کا سرکاری مذہب ہے۔

پاکستان کے چار صوبے ہیں۔ بلوچستان، خیبر پختونخوا، پنجاب اور سندھ۔ بلوچستان کا دارالحکومت کوئٹہ اور خیبر پختونخوا کا دارالحکومت پشاور ہے۔ لاہور پنجاب کا دارالحکومت اور کراچی سندھ کا دارالحکومت ہے۔

کراچی ملک کا سب سے بڑا شہر ہے۔ یہ اپنی بندرگاہ کی وجہ سے مشہور ہے۔

گلگت بلتستان ایک دستوری صوبہ نہیں ہے مگر انتظامی امور کے حوالے سے یہ ایک صوبہ ہے۔

pg# 12

Grammar work

Pick ten noun from the lesson and write them also

- | | | | | |
|-------------|--------------|-----------|----------------|--------------|
| 1. Pakistan | 2. Islamabad | 3. Urdu | 4. Baluchistan | 5. Sindh |
| 6. Punjab | 7. Lahore | 8. Quetta | 9. Karachi | 10. Peshawar |

Grammar

Noun

Naming words are called nouns, i.e.

farmer, airport, burger, book

2. Pickout ten nouns from the lesson and write them in the given spaces.

Pakistan	Islamabad
Urdu	Balochistan
Sindh	Punjab



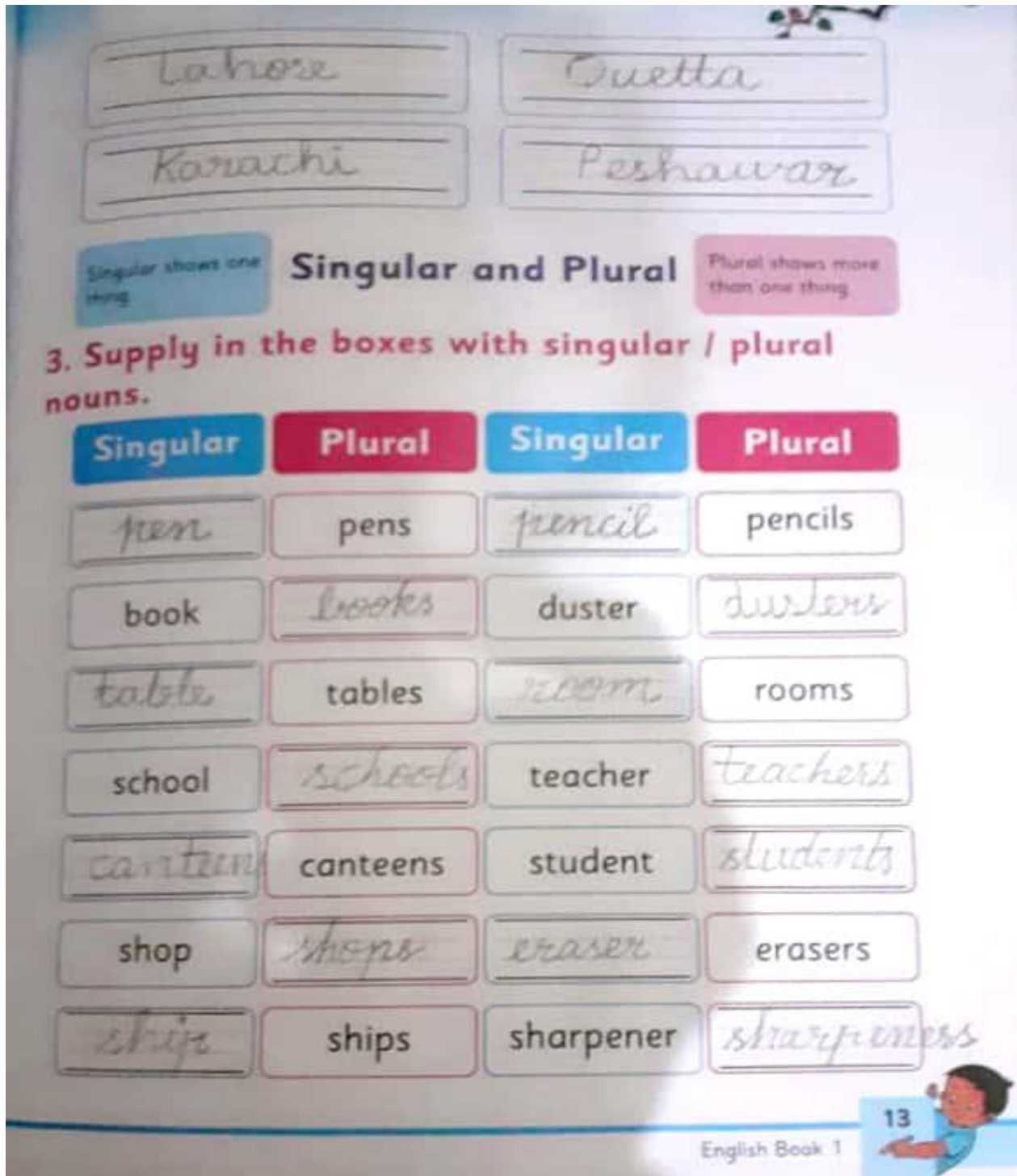
Solution Pg#13

Subject: ENGLISH

Page # 13

Singular plural

- Pen /pens
- Table /tables
- Canteen/ canteens
- Ship ships
- * Pencil /pencils
- * Room/ rooms
- *Student /students
- *Sharpener/ sharpeners
- *Book /books
- * School/ schools
- *Shop/ shops
- * Duster/ duster
- * Teacher /teachers
- * Eraser/ erasers



Singular and Plural

Singular shows one thing

Plural shows more than one thing

3. Supply in the boxes with singular / plural nouns.

Singular	Plural	Singular	Plural
pen	pens	pencil	pencils
book	books	duster	dusters
table	tables	room	rooms
school	schools	teacher	teachers
canteen	canteens	student	students
shop	shops	eraser	erasers
ship	ships	sharpener	sharpeners

English Book 1

13

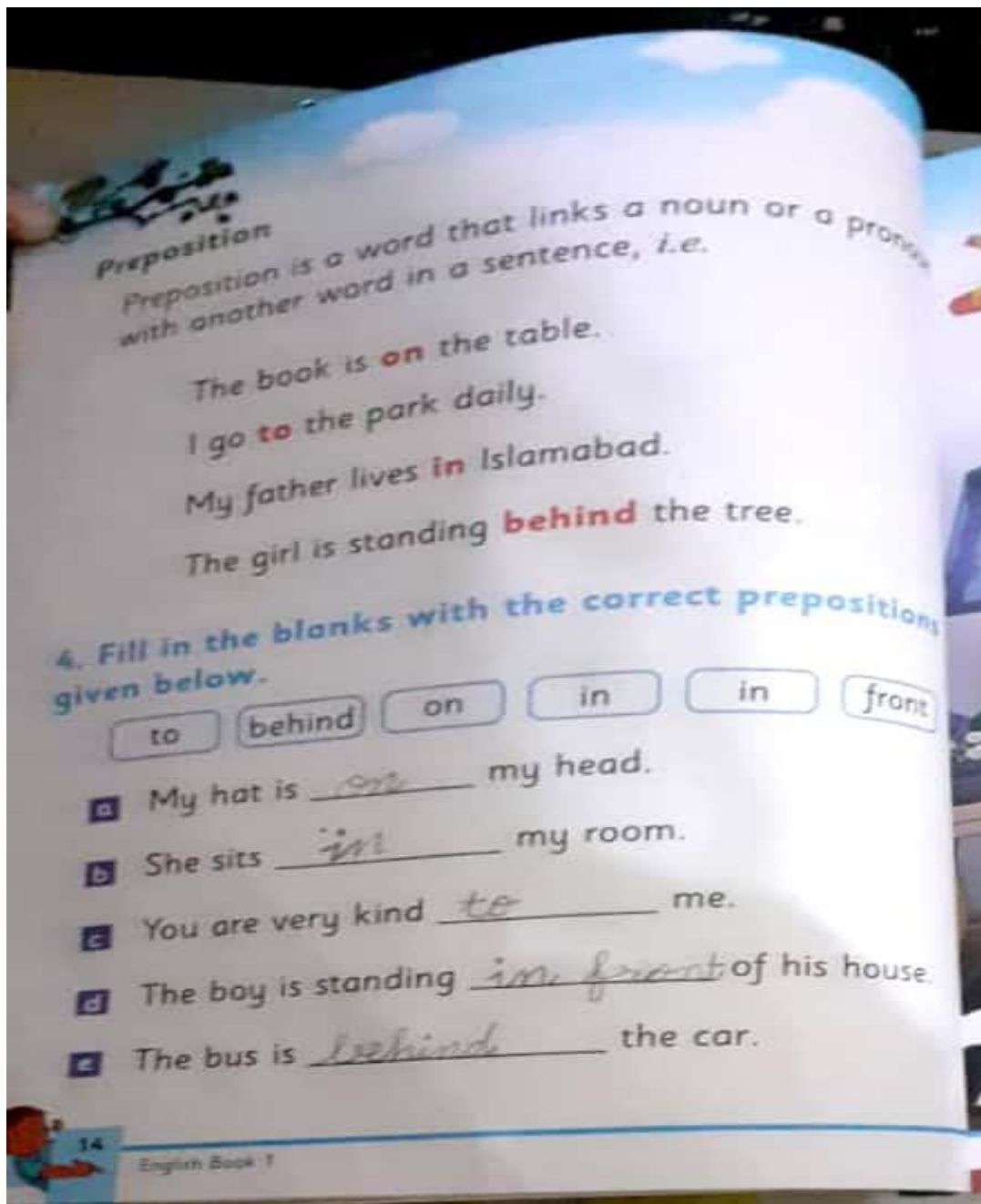
Solution

Subject: English

Page # 14

Preposition

- a) on
- b) In
- c) To
- d) In front
- e) Behind



Solution

Subject: English

صفحہ نمبر 15

کالی بلی، کتھنی بلی

سبق 3

Read the poem

کالی بلی کو دیکھیں۔
کتھنی بلی پاس آتی ہے۔ اس کی دم اٹھی ہوئی ہے۔
اس کی چٹائی حاصل کرنا چاہتی ہے
کتھنی بلی برا محسوس کرتی ہے

وہ اپنی چٹائی پر ہے۔
اور اب کالی بلی پاگل ہو گئی ہے۔
کالی بلی کبھی بھی چٹائی میں اسے حصہ دار نہیں بنائے گی۔
ان کے پاس دو (چٹائیاں) ہونی چاہئیں تھیں

وہ خوش، موٹی اور پر مسرت ہے۔
وہ سمجھتی ہے کہ کتھنی
بہت افسوس کی بات ہے

Page # 16

Vocabulary

Underline the vowel sounds in the following words

Grammar

1. Verb (complete the sentences with the correct verb)

- Rings
- Eats
- Catches
- Reads
- Cooks

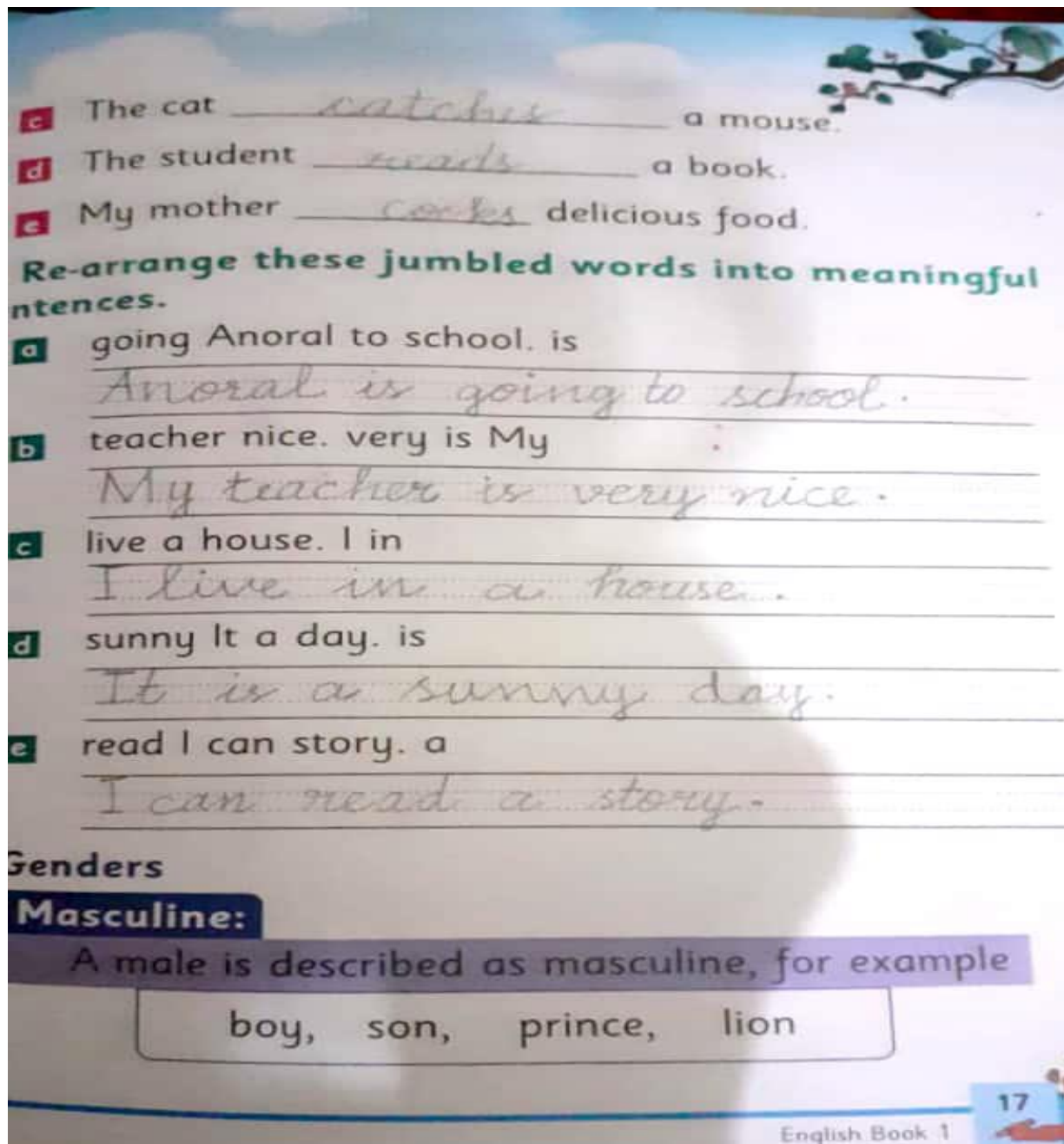
Solution

Subject: English

Page #17

Rearrange these jumbled words into meaningful sentence.

- Anoral is going to school
- My teacher is very nice
- I live in a house
- It is a sunny day
- I can read a story



The image shows a worksheet with handwritten solutions for jumbled words. The solutions are written in cursive on lined paper. Below the solutions, there is a section titled 'Genders' with a sub-section 'Masculine:' which defines a male and lists examples: boy, son, prince, lion. The page number 17 and 'English Book 1' are visible at the bottom right.

c The cat catches a mouse.

d The student reads a book.

e My mother cooks delicious food.

Re-arrange these jumbled words into meaningful sentences.

a going Anoral to school. is
Anoral is going to school.

b teacher nice. very is My
My teacher is very nice.

c live a house. I in
I live in a house.

d sunny It a day. is
It is a sunny day.

e read I can story. a
I can read a story.

Genders

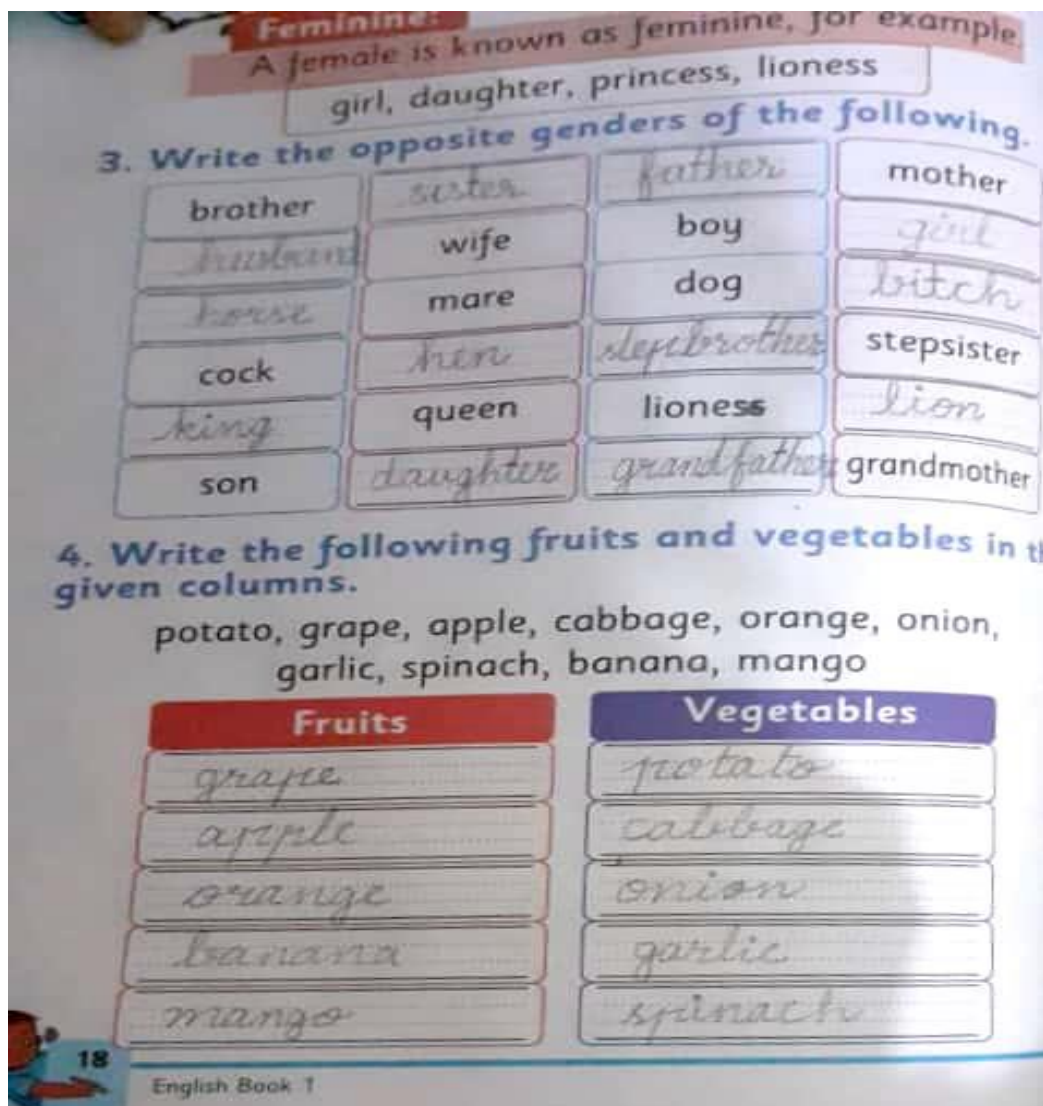
Masculine:
A male is described as masculine, for example
boy, son, prince, lion

English Book 1 17

Solution

Subject: English

Opposite Genders <ul style="list-style-type: none"> • Brother/ sister • Husband/wife • Horse/mare • Cock/hen • King /queen • Son/ daughter • Father/mother • Boy/ girl • Dog/ bitch • Stepdaughter/ stepson • Lioness/ lion • Grandfather/grandmother 	Write the following fruits and vegetables in the given columns <table> <tr> <th>Fruits</th><th>vegetable</th></tr> <tr> <td>Grapes</td><td>Potato</td></tr> <tr> <td>Apple</td><td>Cabbage</td></tr> <tr> <td>Orange</td><td>Onion</td></tr> <tr> <td>Banana</td><td>Garlic</td></tr> <tr> <td>Mango</td><td>Spinach</td></tr> </table>	Fruits	vegetable	Grapes	Potato	Apple	Cabbage	Orange	Onion	Banana	Garlic	Mango	Spinach
Fruits	vegetable												
Grapes	Potato												
Apple	Cabbage												
Orange	Onion												
Banana	Garlic												
Mango	Spinach												



Solution

Subject: English

UNIT 4

صفحہ نمبر 19

کھیلنا

سبق : 4

میں حرکت کرنا پسند کرتا ہوں۔
فرش پر
میں باہر دوڑتا ہوں
میں جھولا جھولتا ہوں، میں قلابازیاں لگاتا ہوں

میں ناچتا ہوں، میں کودتا ہوں۔
میں بھاگتا ہوں اور لڑھکتا ہوں۔
دروازے سے باہر
میں پھلانگتا ہوں، میں پھسلتا ہوں
میں ٹھوکر نہیں کھاتا

میں اچھلتا ہوں، میں ہلتا ہوں۔
میں رک نہیں سکتا۔
میں دائرے میں گھومتا ہوں
میں چھلانگیں لگاتا ہوں، میں رسی پر اچھلتا ہوں
لیکن میں ابھی تک محتاط ہوں

read this poem with translation

Solution

Subject: English

pg # 20

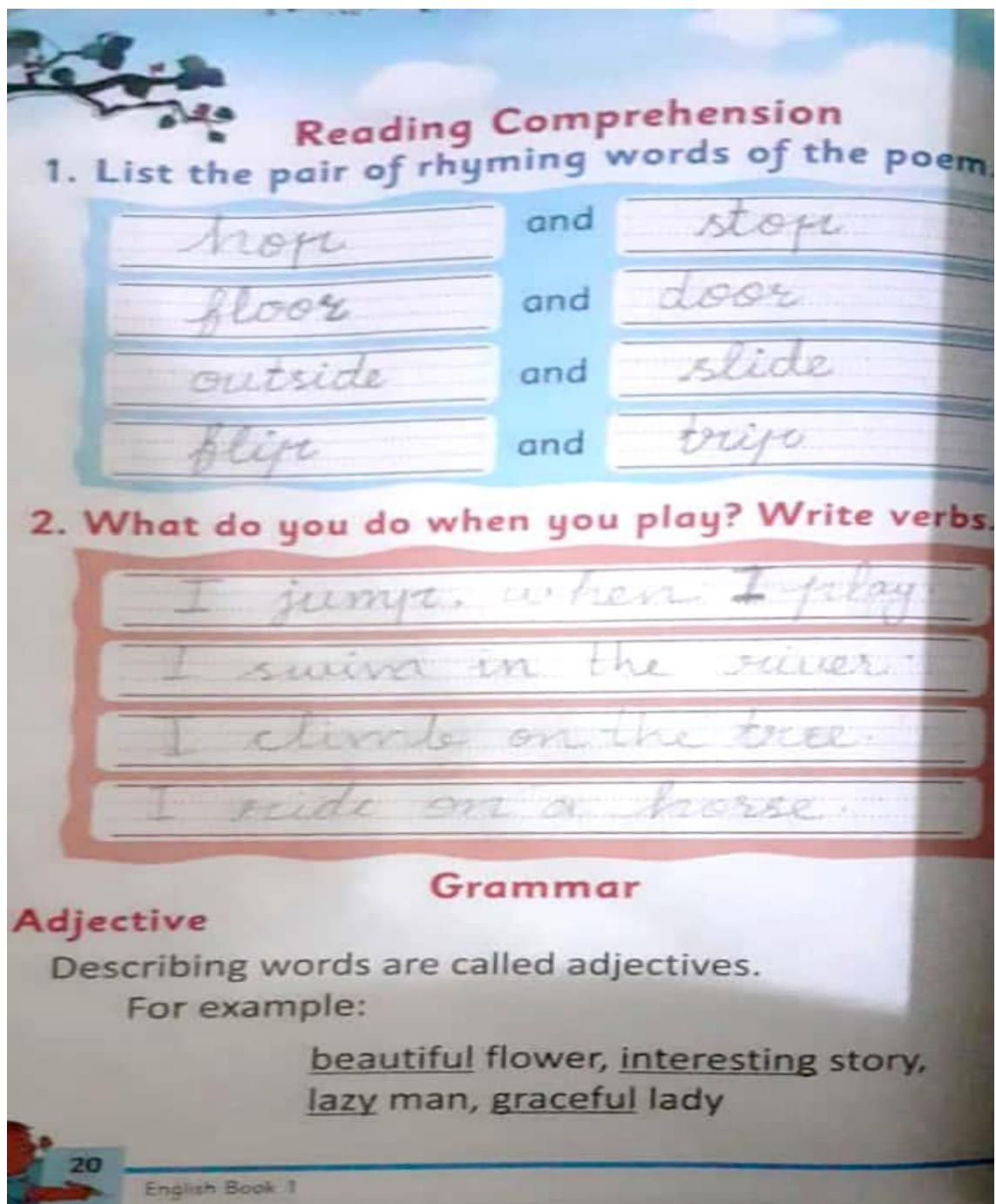
Reading comprehensive

List the pair of rhyming words of the poem

- Hop and stop
- Floor and door
- Outside and slide
- Flip and trip

What do you do when you play? Write verbs.

- I jump when I play.
- I swim in the river.
- I climb on the tree.
- I ride on the horse



Reading Comprehension

1. List the pair of rhyming words of the poem.

hop	and	stop
floor	and	door
outside	and	slide
flip	and	trip

2. What do you do when you play? Write verbs.

I jump when I play.
I swim in the river.
I climb on the tree.
I ride on a horse.

Grammar

Adjective

Describing words are called adjectives.
For example:

beautiful flower, interesting story,
lazy man, graceful lady

20 English Book 1

Solution

Subject: English

Pg#21

1. Underline the nouns and encircle the adjectives in the following sentences.

- a He is a good man.
- b There are red roses in the garden.
- c The lion is a dangerous animal.
- d Shafey is a tall boy.
- e My family lives in a big house.
- f Mathematics is a difficult subject.
- g My friend is very active in sports.
- h My brother is a brave boy.
- i Rabbit is a cute animal.
- j I cannot lift a heavy box.

Punctuation

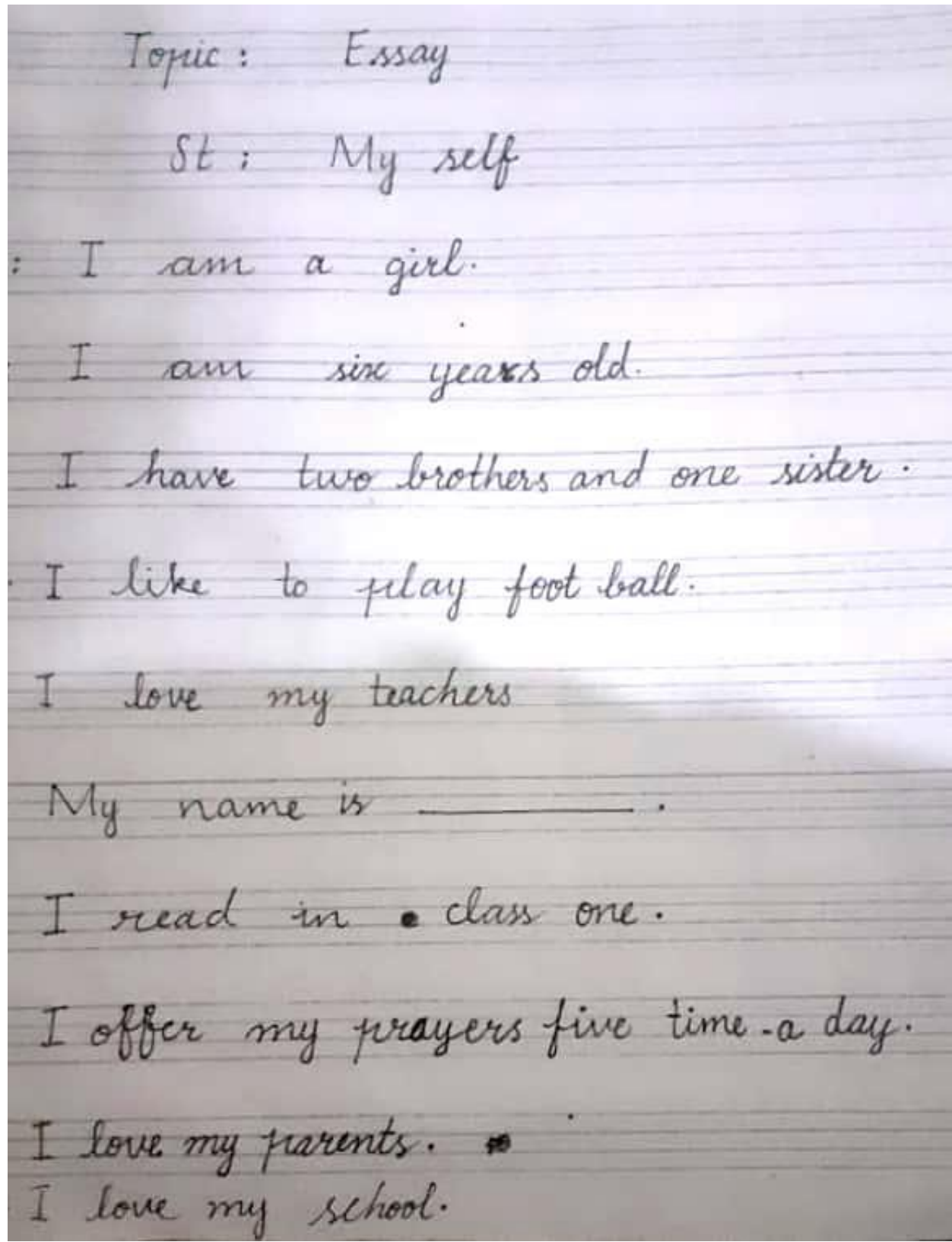
When we ask something we use a question mark at the end of the sentence.

For example:

Where is my little dog?
How are you feeling now?

Solution

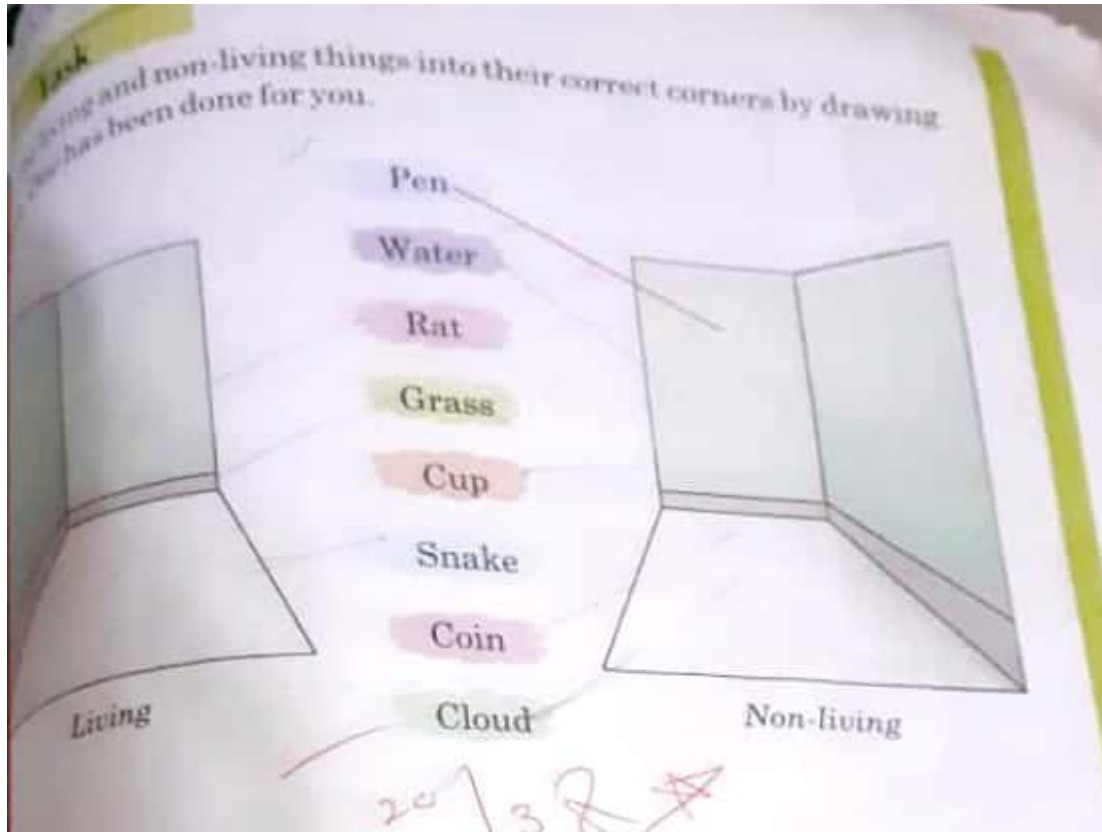
Subject: ENGLISH



Solution

Subject: Science

Task
Divide living and non-living things into their correct corners by drawing.
The following has been done for you.



Pen
Water
Rat
Grass
Cup
Snake
Coin
Cloud

Living Non-living

20/3/2 ★


Brainstorm
Take a walk around the school and find two non-living things which are natural and two non-living things which are man-made.


Project Idea
Collect two pictures each, of living and non-living things from newspapers and magazines. Paste them in your scrapbook.


Solution

Subject: Science


Herbs: Herbs are short and have weak and thin stems.


 Spinach


 Coriander

 Mint


Climbers: Some herbs have very weak stems. They cannot stand on their own. They climb with the support of a stick, a wall or some other plant. They are known as climbers.


 Green pea

 Money plant

 Grapevine

Creepers: Some herbs with weak stems run along the ground. They are called creepers.

 Pumpkin

 Watermelon

Now you know

Fill in the blanks.

The stem of a tree is known as trunk.

Shrubs have many thin but strong and woody stems.

Herbs have short and weak stems.

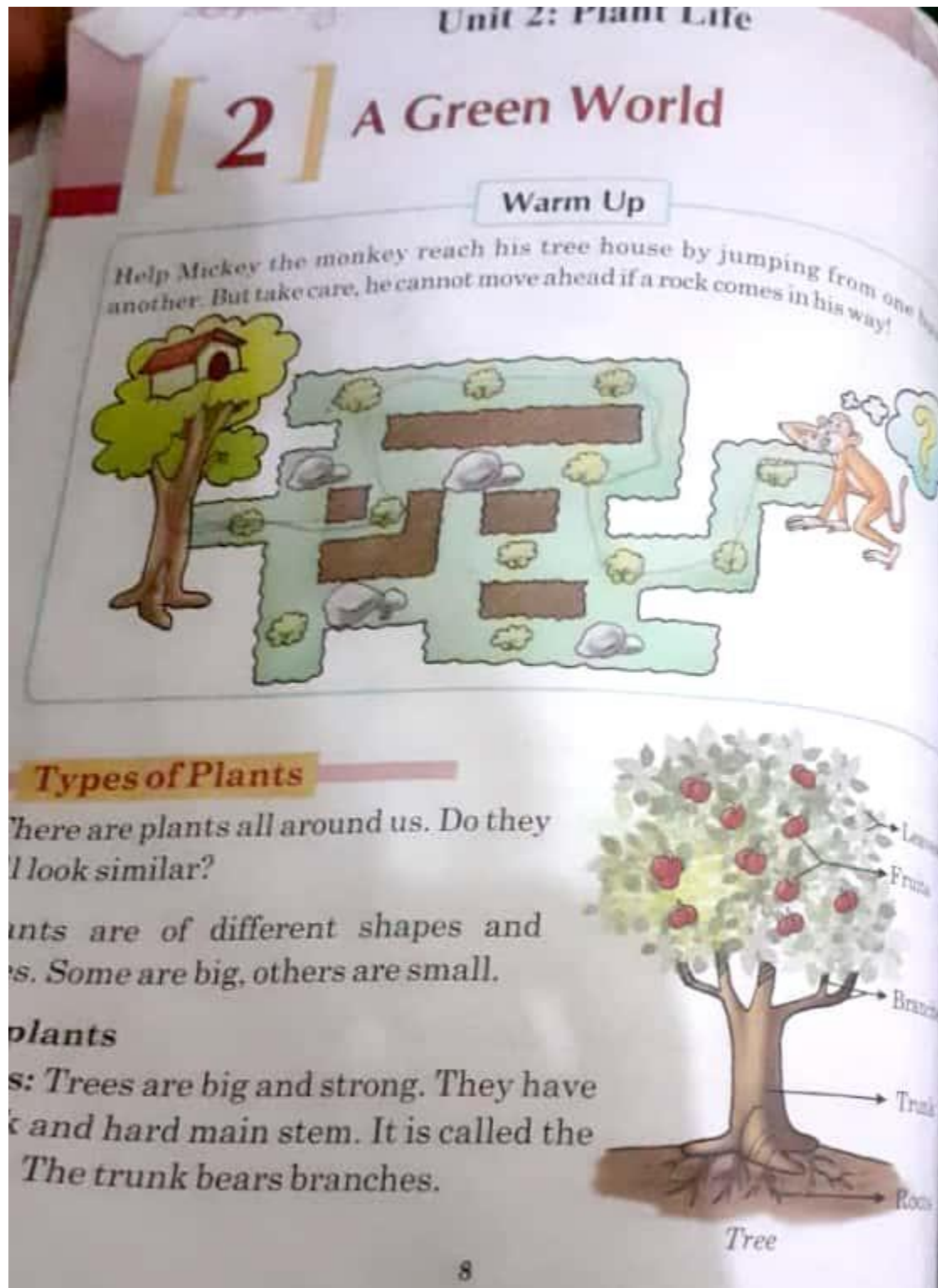
The pumpkin plant is a creeper.

Fill in the blanks on page # 10

- | | |
|-------------------|------------------|
| 1. Trunk | 2. Strong ,woody |
| 3. Short and weak | 4. Creeper |

Solution

Subject: Science



Solution













Subject: Science




Exercises

A. Fill in the blanks with the correct option.

1. Some trees have many branches. trunks/ branches
2. Shrubs have thin woody stems. Creepers/ Shrubs
3. Herbs are weak plants. Herbs/ Trees
4. Climbers cannot stand on their own. Shrubs/ Climbers
5. Creepers grow along the ground. Climbers/ Creepers
6. Root is a part of a plant. Tree/ Root

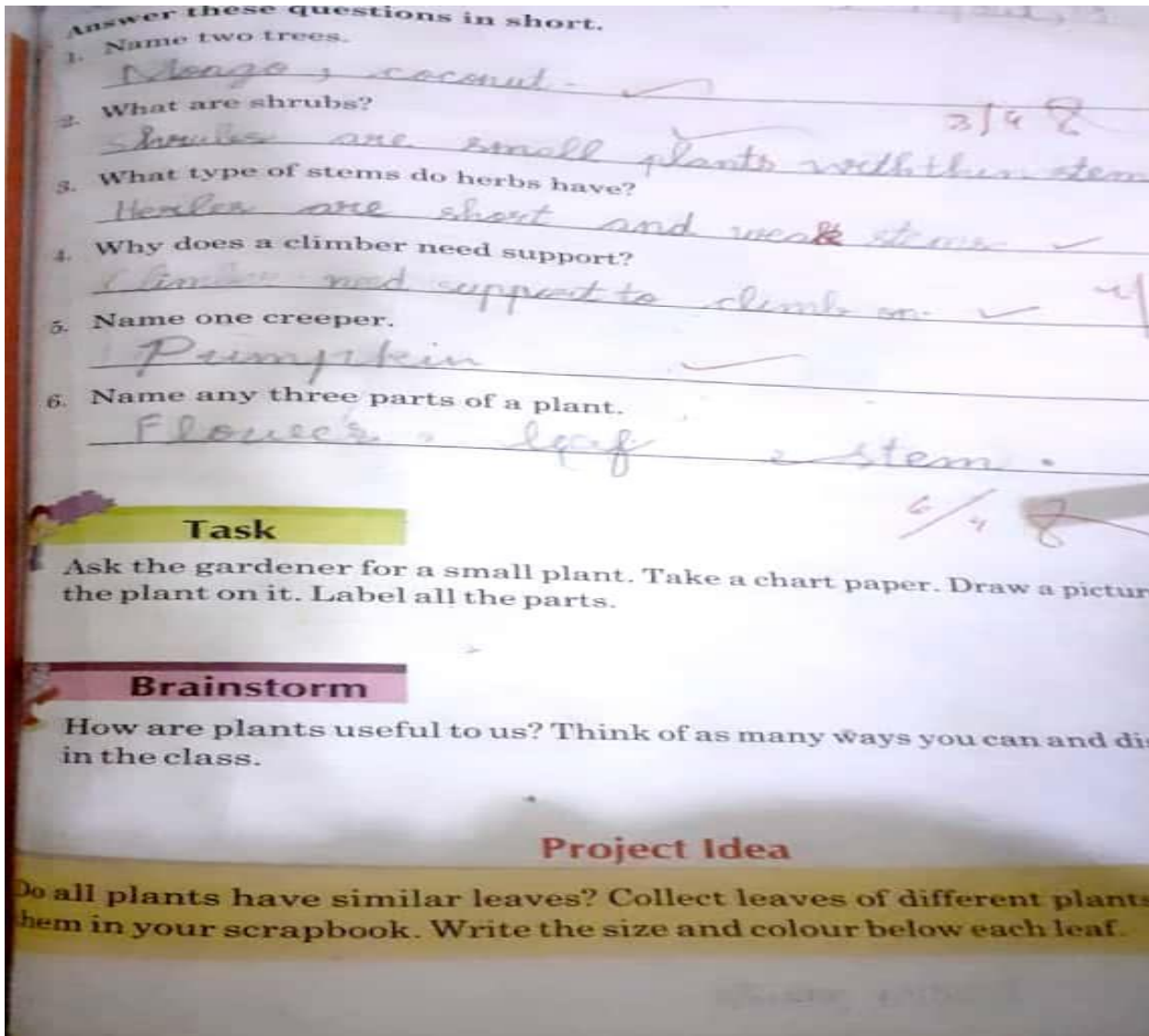
Cross the odd one out.

1.   
Mango China rose Gulmohar
2.   
Mint Rose Sunflower
3.   
Green pea Banyan Grapevine
4.   
Spinach Coconut Mint

  
Pumpkin Carrot Watermelon

Solution

Subject: Science



Answer Questions

Q1. Name two tree?

Ans: Mango, coconut

Q2. What are shrubs?

Ans: shrubs are small plants with thin stems.

Q3. What type of stem do herbs have?

Ans: herbs are short and weak stem.

Q4. Why does a climber need support?

Ans: climber plants have weak stem so in order to reach sun light they need some special support.

Q5. Name one creeper?

ANS: Pumpkins

Q6. Name any three parts of the plants?

ANS: Flower, leaf, stem.

Solution













Subject: Science




Exercises

Fill in the blanks with the correct option.

- Some trees have many branches. trunks/ branches
- Shrubs have thin woody stems. Creepers/ Shrubs
- Herbs are weak plants. Herbs/ Trees
- Climbers cannot stand on their own. Shrubs/ Climbers
- Creepers grow along the ground. Climbers/ Creepers
- Root is a part of a plant. Tree/ Root

Cross the odd one out.

-   
 Mango China rose Gulmohar
-   
 Mint Rose Sunflower
-   
 Green pea Banyan Grapevine
-   
 Spinach Coconut Mint

  
 Pumpkin Carrot Watermelon

Exercises

Fill in the blanks

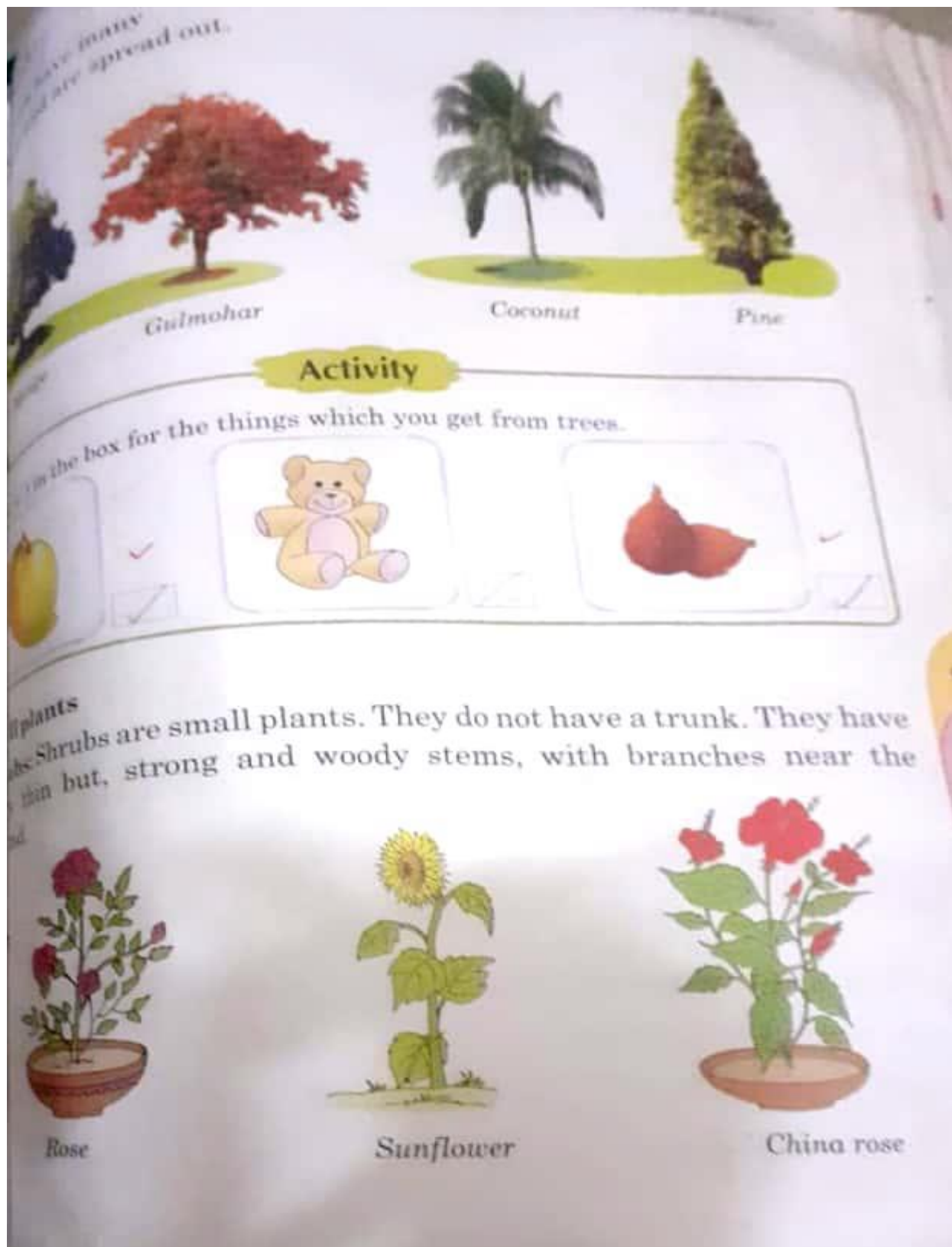
- Branches
- Shrubs
- Herbs
- Climber
- Creepers
- Root

B. Cross the odd one Answers

- China rose
- Mint
- Banyan
- Coconut

Solution

Subject: Science



Lesson: Living things and non living

Solution

Subject: Science

Review activity :

make a list of living things and non living things in your copy

Answer Questions

Q1.what will happen to living things if there is no air?

ANS: They will die.

Q2. What do you feel when a mosquito bites you?

ANS: we feel itching.

Q3. A car moves on the road. But, why it is not a living thing?

ANS: It needs a driver to move it.

Q4. Are clouds in the sky a man made thing?

ANS: No

Q5. What type of things are he tables and chairs in your class?

ANS: Man made things.

Unit#2 Plant Life

Do warm-up activity on page # 8

Solution

Subject: Maths


2 Numbers


Place value: numbers up to 20


1. Write the missing numbers.


1 box holds 10 pencils.


$10 = 1$ ten and 0 ones


a. 
 $10 + 1 = 11$
 $11 = 1$ ten and 1 ones

b. 
 $10 + 2 = 12$
 $12 = 1$ ten and 2 ones

c. 
 $10 + 3 = 13$
 $13 = 1$ ten and 3 ones

d. 
 $10 + 4 = 14$
 $14 = 1$ ten and 4 ones


e. 
 $10 + 5 = 15$
 $15 = 1$ ten and 5 ones


f. 
 $10 + 6 = 16$
 $16 = 1$ ten and 6 ones


Solution


Subject: Maths

2. Write the missing numbers.

a. 
 $10 + 7 = 17$
 $17 = 1$ ten and 7 ones

b. 
 $10 + 8 = 18$
 $18 = 1$ ten and 8 ones

c. 
 $10 + 9 = 19$
 $19 = 1$ ten and 9 ones

d. 
 $10 + 10 = 20$
 $20 = 2$ ten and 0 ones

3. Write these numbers in tens and ones.
One has been done for you.

a. 11 1 ten 1 one

b. 14 1 ten 4 one

c. 13 1 ten 3 one

d. 20 2 ten 0 one

e. 17 1 ten 7 one

f. 15 1 ten 5 one

g. 10 1 ten 0 one

h. 18 1 ten 8 one

17

Solution

Subject: Maths

4. Write the number that is:

a. 1 ten 2 ones **12**

b. 1 ten 5 ones **15**

d. 1 ten 3 ones **13**

f. 1 ten 0 ones **10**

c. 1 ten 9 ones **19**

e. 1 ten 1 one **11**

g. 1 ten 7 one **17**

5. Write in words and in figures.
One has been done for you.

a. 1 ten and 1 one — eleven — **11**

b. 1 ten and 8 ones — *eighteen* — **18**

c. 1 ten and 0 ones — *ten* — **10**

d. 1 ten and 4 ones — *fourteen* — **14**

e. 1 ten and 6 ones — *sixteen* — **16**

f. 1 ten and 2 ones — *twelve* — **12**

Numbers **15**

Solution

Subject: Maths

This is an abacus.
It has two rods.
The rod, on the left, is for tens.
The other rod, on the right, is for ones.

Rida adds beads to the abacus.
There is 1 bead on the tens rod.
There are 4 beads on the ones rod.
This abacus shows 1 ten and 4 ones, $10 + 4 = 14$ that makes 14.

6. What number does the abacus show?
Write in the box.

a. 16

b. 13

c. 11

d. 9

e. 20


f. 17

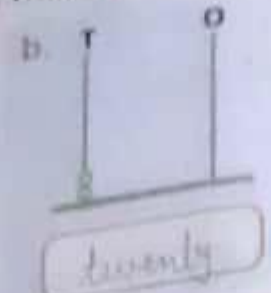
19


Solution


Subject: Maths

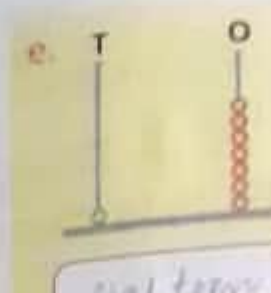
7. Write the number name in the box.
The abacus will help you.

a.  thirteen

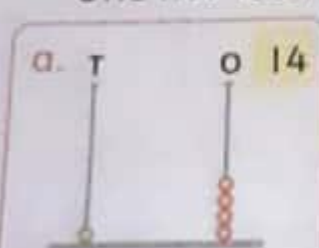
b.  twenty


c.  fifteen


d.  nineteen


e.  eighteen


8. Draw beads on the abacus to show the numbers.
One has been done for you.


a.  14

b.  15

c.  20

d.  13

e.  7


f.  5

Solution

Subject: Maths

Counting in tens

1. Write the missing numbers and learn the number names.



1 stack of 10	10	ten
2 stack of 10	20	twenty
3 stack of 10	30	thirty
4 stack of 10	40	forty
5 stack of 10	50	fifty
6 stack of 10	60	sixty
7 stack of 10	70	seventy
8 stack of 10	80	eighty
9 stack of 10	90	ninety

TEACHER'S NOTE

10 tab packs, 10 chocolate bars or 10 bead bracelets can also be used to show '10'.

21

Numb

Solution

Subject: Maths

4. Which is greater? Which is smaller?
Write in the empty boxes.
One has been done for you.

a. 40 is smaller than 60

b. 10 is smaller than 60

c. 50 is greater than 40


d. 80 is greater than 30

e. 70 is greater than 50

f. 90 is greater than 70

g. 20 is smaller than 40


h. 60 is smaller than 70





Solution

Subject: Maths


5. What number does the abacus show?
Write in the box. One has been done for you.


a.  30


b.  20


c.  60


6. Draw beads on the abacus to show the numbers.
Write in the box. One has been done for you.


a.  40
forty

b.  20
twenty

c.  60
sixty

d.  50
fifty

e.  70
seventy



23

Solution

Subject: Maths

7. How many tens in the given number? One has been done for you.

a. 40 → 4

b. 60 → 6

c. 90 → 9

d. 80 → 8

8. Write in tens and ones. One has been done for you.

a. 20 → 2 tens 0 ones

b. 30 → 3 tens 0 ones

c. 70 → 7 tens 0 ones


9. Write the missing word. One has been done for you.

a. 2 tens 0 ones → twenty

b. 4 tens 0 ones → forty

c. 7 tens 0 ones → seventy

d. 9 tens 0 ones → ninety



Solution


Subject: Maths

How many tens, how many ones?
Write in the boxes. One has been done for you.


a.  3 tens + 2 ones = 30 + 2 = 32


b.  3 tens + 5 ones = 30 + 5 = 35


c.  3 tens + 9 ones = 30 + 9 = 39

d.  4 tens + 1 ones = 40 + 1 = 41

e.  2 tens + 8 ones = 20 + 8 = 28

f.  3 tens + 6 ones = 30 + 6 = 36

g.  2 tens + 9 ones = 20 + 9 = 29

h.  4 tens + 4 ones = 40 + 4 = 44


38


OXFORD
UNIVERSITY PRESS


Solution

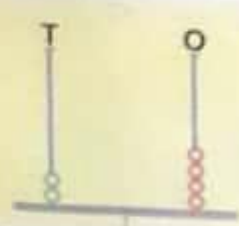
Subject: Maths

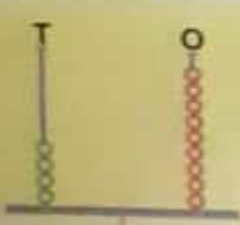
2. Which number does the abacus show?
Write in the boxes. One has been done for you.

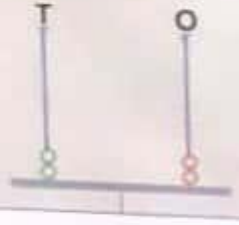
a. 
3 tens + 5 ones
35

b. 
4 tens + 3 ones
43

c. 
3 tens + 8 ones
38

d. 
2 tens + 4 ones
24

e. 
4 tens + 9 ones
49











f. 
2 tens + 2 ones
22

OXFORD
31
Numb

Solution

Subject: Maths

Numbers 50-59
1. Count on the abacus. Write the missing numbers and the number names.

Abacus	Equation	Number	Number Name
	$50 + 0 = 50$	50	fifty
	$50 + 1 = 51$	51	fifty-one
	$50 + 2 = 52$	52	fifty-two
	$50 + 3 = 53$	53	fifty-three
	$50 + 4 = 54$	54	fifty-four
	$50 + 5 = 55$	55	fifty-five
	$50 + 6 = 56$	56	fifty-six
	$50 + 7 = 57$	57	fifty-seven
	$50 + 8 = 58$	58	fifty-eight
	$50 + 9 = 59$	59	fifty-nine

32

Solution

Subject: Maths

Numbers 60-69
Write the missing numbers and the number names.

T	O	Equation	Number	Number Name
		$60 + 0 = 60$	60	sixty
		$60 + 1 = 61$	61	sixty - one
		$60 + 2 = 62$	62	sixty - two
		$60 + 3 = 63$	63	sixty - three
		$60 + 4 = 64$	64	sixty - four
		$60 + 5 = 65$	65	sixty - five
		$60 + 6 = 66$	66	sixty - six
		$60 + 7 = 67$	67	sixty - seven
		$60 + 8 = 68$	68	sixty - eight
		$60 + 9 = 69$	69	sixty - nine

33

Solution

Subject: Maths

Numbers 70-79

1. Write the missing numbers and the number names.

T	O	Equation	Number	Number Name
7	0	$70 + 0 = 70$	70	seventy
7	1	$70 + 1 = 71$	71	seventy - one
7	2	$70 + 2 = 72$	72	seventy - two
7	3	$70 + 3 = 73$	73	seventy - three
7	4	$70 + 4 = 74$	74	seventy - four
7	5	$70 + 5 = 75$	75	seventy - five
7	6	$70 + 6 = 76$	76	seventy - six
7	7	$70 + 7 = 77$	77	seventy - seven
7	8	$70 + 8 = 78$	78	seventy - eight
7	9	$70 + 9 = 79$	79	seventy - nine

34

Solution

Subject: Maths

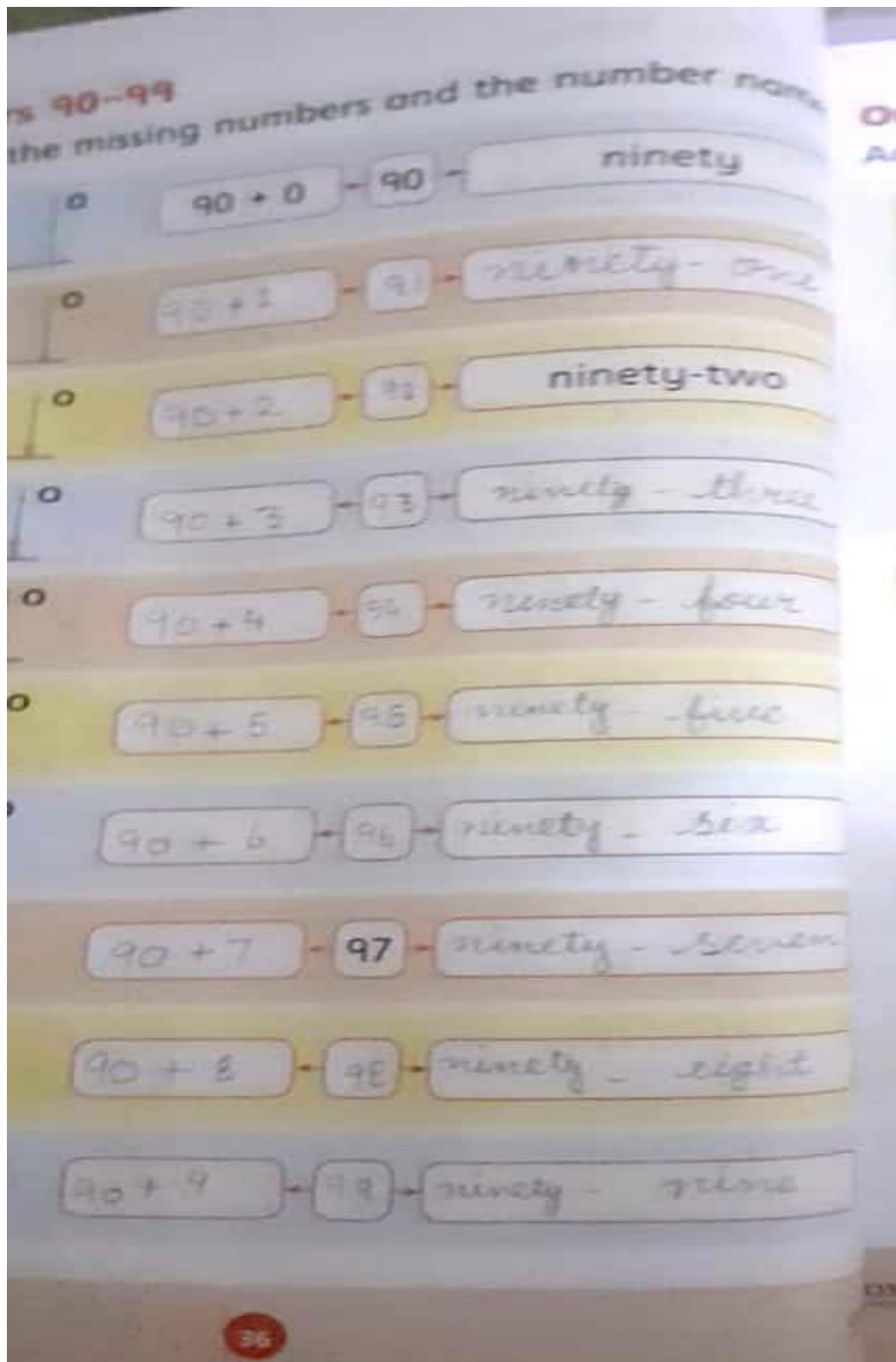
missing numbers and the

$80 + 0$	80	eighty
$80 + 1$	81	eighty-one
$80 + 2$	82	eighty-two
$80 + 3$	83	eighty-three
$80 + 4$	84	eighty-four
$80 + 5$	85	eighty-five
$80 + 6$	86	eighty-six
$80 + 7$	87	eighty-seven
$80 + 8$	88	eighty-eight
$80 + 9$	89	eighty-nine

25 Numbers

Solution

Subject: Maths



Solution

Subject: Computer

CLASS (One)

Computer:- Pg no. 12 Reading + Do Activity.

Pg no. 13,14 Reading

Pg no. 14, Do Activity 1,2

Pg no. 15,16 Reading + Bookwork

Pg no. 17,18 Book work.

Behaviour Routine Chart

Dear Parents

You are requested to read the given behaviour routine chart thoroughly, share it with your child and fill it (Tick the frequency) for him / her in the dead line of this assignment.

Routine Behaviour	Mostly	Average	Rarely
Late wakening up			
Late Night sittings			
On computer/ Tab/ Mobile / TV			
Cleanliness of Room			
Reading Seperate copys			
Helping Mother / Father			
Do Home Assignments			

Prayer Checklist

Date	Fajar	Zuhar	Asar	Maghrib	Isha	Parent's Sign
28- March-2020 (Saturday)						
29- March-2020 (Sunday)						
30- March-2020 (Monday)						
31- March-2020 (Tuesday)						
01-April-2020 (Wednesday)						
02-April-2020 (Thursday)						
03-April-2020 (Friday)						
04-April-2020 (Saturday)						
05-April-2020 (Sunday)						
06-April-2020 (Monday)						
07-April-2020 (Tuesday)						